



Meeting: **POLICY REVIEW COMMITTEE**
Date: **TUESDAY, 16 MARCH 2021**
Time: **5.00 PM**
Venue: **MICROSOFT TEAMS - REMOTE**
[\(Click here\)](#)
To: **Councillors A Lee (Chair), T Grogan (Vice-Chair), M Jordan, K Arthur, J Chilvers, R Packham, J Shaw-Wright and M McCartney**

Agenda

1. Apologies for Absence

2. Disclosures of Interest

A copy of the Register of Interest for each Selby District Councillor is available for inspection at www.selby.gov.uk.

Councillors should declare to the meeting any disclosable pecuniary interest in any item of business on this agenda which is not already entered in their Register of Interests.

Councillors should leave the meeting and take no part in the consideration, discussion or vote on any matter in which they have a disclosable pecuniary interest.

Councillors should also declare any other interests. Having made the declaration, provided the other interest is not a disclosable pecuniary interest, the Councillor may stay in the meeting, speak and vote on that item of business.

If in doubt, Councillors are advised to seek advice from the Monitoring Officer.

3. Minutes (Pages 1 - 8)

To confirm as a correct record the minutes of the meeting of the Policy Review Committee held on 12 January 2021.

4. Chair's Address to the Policy Review Committee

5. Update from the Low Carbon Working Group (Standing Item)

To receive a verbal update on and discuss the work of the Low Carbon Working Group.

6. Flytipping - Enforcement (Pages 9 - 34)

To receive update on fly tipping in the District, including the policy, how many fines have been given out, collection rate, percentage write offs, enforcement and prosecutions.

7. Payment of COVID-19 Business Grants - Presentation

To receive a presentation from Officers, giving an overview of the Covid-19 business grants scheme from Central Government.

8. Work Programme (Pages 35 - 40)

To consider the Committee's work programme.

Janet Waggott

Janet Waggott, Chief Executive

| |
|--|
| <p>Dates of next meeting (5.00pm) Tuesday, 6 April 2021</p> |
|--|

Enquiries relating to this agenda, please contact Victoria Foreman on 01757 292046 vforeman@selby.gov.uk.

Live Streaming

This meeting will be streamed live online. To watch the meeting when it takes place [click here](#).

Recording at Council Meetings

Selby District Council advocates openness and transparency as part of its democratic processes. Anyone wishing to record (film or audio) the public parts of the meetings should inform Democratic Services of their intentions prior to the meeting by emailing democraticservices@selby.gov.uk

Minutes

Policy Review Committee

| | |
|--------------------------------------|--|
| Venue: | Microsoft Teams - Remote |
| Date: | Tuesday, 12 January 2021 |
| Time: | 5.00 pm |
| Members present remotely via Teams: | Councillors A Lee (Chair), T Grogan (Vice-Chair), M Jordan, K Arthur, J Chilvers, R Packham, J Shaw-Wright, M McCartney |
| | Also present: Executive Members Cllrs C Lunn and R Musgrave |
| Officers present remotely via Teams: | Karen Iveson – Chief Finance Officer, Dave Caulfield – Director of Economic Regeneration and Place, Suzan Harrington – Director of Corporate Services and Commissioning, Martin Grainger – Head of Planning, Caroline Skelly – Planning Policy Manager, Peter Williams – Head of Finance, Sarah Thompson – Housing Service Manager, Tammy Fox – Revenues and Benefits Manager, Michelle Dinsdale – Senior Policy and Performance Officer, Victoria Foreman – Democratic Services Officer |
| Others present remotely via Teams: | Guy Thompson, Programme Director - White Rose Forest Partnership |

15 APOLOGIES FOR ABSENCE

There were no apologies for absence.

16 DISCLOSURES OF INTEREST

Councillor K Arthur declared a personal interest in agenda item 8 – Preferred Options Local Plan Consultation Document. The report mentioned Transport for the North and, by extension, Network Rail, who were Councillor Arthur's employers. Councillor Arthur did not leave the meeting during consideration thereof.

17 MINUTES

The Committee considered the minutes of the meeting held on 20 October 2020.

RESOLVED:

To approve the minutes of the Policy Review Committee meeting held on 20 October 2020 for signing by the Chair.

18 CHAIR'S ADDRESS TO THE POLICY REVIEW COMMITTEE

There was no Chair's address to the Policy Review Committee.

19 UPDATE FROM THE LOW CARBON WORKING GROUP (STANDING ITEM) (PR/20/7)

The Committee received updates from the Director of Economic Regeneration and Place and Senior Policy and Performance Officer on the Executive's consideration of the Low Carbon Working Group report.

The Deputy Leader and Lead Executive Member for Place Shaping was in attendance at the meeting and asked that representatives from the Working Group accompany him to talk to the Executive about the report; the Chair of the Committee and Councillor R Packham confirmed that they would do so. The report would be considered by the Executive in full on 4 February 2021.

Members were pleased that the Council was leading the way in the district on low carbon work and agreed that it was important to continue to build on the work already undertaken.

The Lead Executive Member for Place Shaping explained that further interrogation of some of the low carbon measures was required to give a clearer picture of the best ways to reduce and offset the Council's carbon footprint.

Also in attendance at the meeting was Guy Thompson from the White Rose Forest Partnership (WRFP), who gave an overview of the organisation's work. The Council was well placed to develop a strategic partnership with WRFP that could bring numerous benefits to the district. The WRFP was a joint venture agreement in North Yorkshire with Kirklees Council acting as the organiser, with any plans or investment in a Council area having to reflect the priorities of the local authority in which it was taking place. Members noted that landowners were encouraged into the process by a small team based at Kirklees Council, and that there was a funding group that included the Forestry Commission, the Woodlands Trust and other such bodies. Sites for planting had been identified and funded in Craven and Leeds, with more to come in the future.

The Committee asked if it was possible to begin tree planting in the district quickly; Mr Thompson explained that sites needed to be identified and analysed first, landowners communicated with, and the design and funding of the scheme supported.

Members were pleased to note that the WRF also had a 'landscapes for water' project which looked at the effects of tree planting on areas prone to flooding.

The Committee asked that the WRF attend the next meeting of the Low Carbon Working Group in order for further discussions on tree planting to take place; Officers emphasised the importance of the work being evidence based and linked to the Council's new Local Plan.

RESOLVED:

The Committee noted the update on the work of the Low Carbon Working Group and requested that a representative from the White Rose Forest Partnership attend the next meeting of the Working Group.

20 UNIVERSAL CREDIT UPDATE (PR/20/8)

The Committee received the report of the Revenues and Benefits Manager which asked Members to consider the content of the report, note any changes, and make any comments on Universal Credit.

Officers explained that the Universal Credit Full Service was introduced in the Selby District in May 2018. Claim numbers had continued to rise in the District due to the natural migration of customers onto the benefit. The Council continued to support customers who transitioned onto Universal Credit; the report provided an update on Universal Credit in the District and any changes relating to ongoing COVID-19 situation.

Members asked a number of questions in relation to the report on matters such as the future of the hardship fund, incidences of homelessness relating to the number of people on Universal Credit and council tax support.

The Committee agreed that they should still receive regular updates on Universal Credit, but that just headline figures would suffice as opposed to longer written reports; these next set of figures were requested for around six months' time. Officers confirmed that this would be possible as the Council received a quarterly report from the Department for Work and Pensions, which could feed into the figures to be presented to Members.

RESOLVED:

The Committee noted the report and requested that headline figures relating to the management of Universal Credit at the Council be presented to the Committee in six months' time.

21 **DRAFT REVENUE BUDGET AND CAPITAL PROGRAMME 2021-22 AND MEDIUM-TERM FINANCIAL PLAN (PR/20/9)**

The Committee received the report of the Chief Finance Officer which asked the Committee to provide comments on the Draft Revenue Budget, Capital Programme and Medium-Term Financial Plan 2021-2022.

Also in attendance at the meeting was Councillor L Lunn, Lead Executive Member for Finance and Resources.

Officers explained that the report presented the draft revenue budget, capital programmes and the Programme for Growth for 2021/22 to 2023/24. Subject to the confirmation of the Local Government Finance Settlement and Council Tax level, the 2021/22 budget was expected to require £2.270m of funds earmarked in the Business Rates Equalisation Reserve (BRER) for revenue support.

Members noted that a Council Tax freeze for 2021/22 was proposed; this was a departure from the approved Medium-Term Financial Strategy (MTFS) and had added £160k p.a. to the forecast deficits. A CPI+1% increase was assumed for housing rents.

The Committee were informed that in 2021/22 (subject to confirmation of these receipts) it was proposed that £9.2m of renewable energy business rates be transferred to the Business Rates Equalisation Reserve. This would help to provide future support to the revenue budget as capacity was, in the shorter term, diverted towards the on-going Covid-19 response and existing investment programmes.

Officers went on to explain that the Medium-Term Financial Plan (3-year draft budget) showed there was an underlying gap between core spending (with spending reflecting the budget risk highlighted in the MTFS) and current assumed core funding as a result of New Homes Bonus being phased out and the renewable energy business rates windfalls ceasing. Beyond 2021/22 the Council awaited the outcome of the Government's Fair Funding Review, further consultation on the future of New Homes Bonus and reform of the Business Rates Retention System, to confirm the need for and level of future savings.

Members acknowledged that there was capacity in reserves to smooth the impact of funding reductions and the draft budget proposed deferring savings until 2023/24 when the outcome of the Fairer Funding Review should be known. However, the on-going use of reserves to support the revenue budget was not a long-term sustainable solution and therefore achievement of efficiency savings and additional income generation remained crucial as plans for Business Rates and Council Tax growth were brought to fruition, and opportunities for savings would continue to be captured as they arose.

Officers confirmed that the draft budget was subject to public consultation

before the Executive finalised their proposals in February 2021.

Members were pleased to note that the proposal was to freeze council tax for the 2021-22 year, as many people were under a great deal of financial pressure due to the Covid-19 pandemic. It was suggested by some Members that rents should also have been frozen.

The Committee asked a number of questions relating to the improvement of industrial units, grants, loans, savings and rents.

Officers confirmed that numerous Council resources would be directed towards tackling Covid-19 in the coming year, and that the majority of proposed savings would be pushed back. Members were reminded that with regards to housing rents, this was a ringfenced account and as such these monies would go directly back into the service in order to invest in the planned improvements to tenants' homes.

RESOLVED:

The Policy Review Committee endorsed the Executive's draft budget proposals for 2021-22 including the proposed freeze in Council Tax.

22 PREFERRED OPTIONS LOCAL PLAN CONSULTATION DOCUMENT (PR/20/10)

The Committee received the report of the Planning Policy Manager which asked Members to consider and endorse the Preferred Options Local Plan Consultation Document.

Officers explained that the Town and Country Planning (Local Planning) (England) Regulations 2012 set out the requirements in relation to the preparation of Local Plans. Although no longer a formal requirement of the Regulations, the consultation on the Council's Preferred Options allowed for proper engagement with local communities and stakeholders on the emerging spatial strategy, potential allocations and policy approach for the Local Plan. The current Local Development Scheme set out the timetable for the preparation of the new Local Plan and included consultation on preferred Options between January and March 2021.

The report and presentation given by Officers provided the Committee with a summary of the Preferred Options Local Plan Document and outlined the proposed consultation arrangements.

Some Members expressed concerns relating to the consultation, in that there were members of the public that did not have access to the internet and as a result would not be able to respond if they could not attend in-person events. Officers acknowledged that this may be the case for some residents but explained that a great deal was being done to ensure that people could still engage with the consultation and submit their views for consideration. It was also essential that the development of the Local

Plan continued in order to give clarity and certainty to planning and development arrangements in the district.

The Committee suggested that further communications work be undertaken on the consultation to ensure that as many residents as possible were aware that it was going ahead. Members agreed that maintaining control of strategic planning in the district was very important in order to prevent inappropriate development.

Officers were thanked for the work they had done on the Local Plan so far; Members emphasised the importance of encouraging responses to the consultation in their local communities.

RESOLVED:

The Committee endorsed the Preferred Options Local Plan Consultation Document.

23 DRAFT DEVELOPMENT STRATEGY FOR AFFORDABLE HOUSING (PR/20/11)

The Committee received the report of the Housing Service Manager which introduced the new Draft Development Strategy for Affordable Housing and asked Members to consider and submit their comments on it.

Officers explained that the proposed strategy set out the Council's plans to build new Council homes and the support and delivery by Selby and District Housing Trust (SDHT). It aimed to strengthen and build on the aims for Selby District Council to increase its supply of affordable housing stock through direct development, as set out in the original Affordable Development Strategy in 2013.

Members noted that the Council was a stock-retaining local authority that owned 3000 homes, and which took pride in its strong landlord management service. The strategy aimed to strengthen the service by increasing the number of homes.

The Committee were informed that the new Affordable Development Strategy linked to a number of other strategies and associated policies and procedures, including the Housing Revenue Account Business Plan and the York, North Yorkshire and East Riding Housing Strategy.

Officers went on to explain that in February 2019 the Strategic Housing Market Needs Assessment (SHMA) highlighted the requirement for more affordable housing in the Selby district and calculated the net need for affordable housing, including social rented housing, intermediate rented housing and low-cost home ownership housing products, as 134 units per annum. There was also an identified lack of supported housing in the district.

Members asked about the Council's relationship with housing associations and how many houses had been built by the Council in the last three years; Officers confirmed that they would check and supply this figure to Members outside of the meeting.

Officers explained that the Council did work with housing associations and that the question of competition with them had been raised before, but that delivery of housing through new developments was not the only way forward; the purchase of empty homes was also an option.

The Committee expressed the view that the Council should be pursuing new housing stock alongside housing associations. Officers confirmed that they would be able to look into this approach in more detail, but that some types of units were harder to bring forward than others. The Council needed to ensure that there was sufficient flexibility and opportunities that could be identified as they arose; the build costs for local authorities were often high, but that it was possible to find a solution to the delivery of housing with the right resources.

The Committee agreed that as a local authority, the Council was best placed to know what development the area needed and where, but that developers needed to offer affordable housing and it should be pursued accordingly.

Councillor R Musgrave, Deputy Leader and Lead Executive Member for Place Shaping who was also in attendance at the meeting, explained that it was costly for the Council to build housing compared to buying it. In the last year 120 affordable homes had been built in the district, but they had all been procured by housing associations. Members were informed that there was approximately £8m in reserves with which the Council could buy or build homes, and he was determined to see more done in this regard.

In response to a query, Officers explained the process for Right to Buy buybacks, and acknowledged that in some circumstances it was viable, but not always.

The Committee thanked Officers for the information and asked that the matter be brought back to the Committee again when more work had been undertaken on the policy.

RESOLVED:

The Committee noted the report and requested that the matter be brought before them again in the future when further work had been undertaken on the policy.

24 EMPTY PROPERTY STRATEGY AND ACTION PLAN (PR/20/12)

The Committee received the report of the Housing Service Manager which asked Members to consider the content and submit comments on the Empty Property Strategy and Action Plan.

Officers explained that the North Yorkshire Empty Property Strategy and local Selby District Action Plan was agreed and adopted in January 2018. The strategy aimed to reduce the number of long-term empty homes through a co-ordinated approach and the local action plan set out how the Council would target empty homes across the district, and encourage, support and enforce owners to bring empty homes back into use.

Members noted that the report provided an update on the progress of the implementation of the strategy and the action plan.

RESOLVED:

The Committee noted the report.

25 WORK PROGRAMME 2020-21

The Committee considered the Policy Review work programme for 2020-21 and made a number of suggestions and amendments:

- That following a recent decision by the Licensing Committee, the Licensing Policy be brought back to the Policy Review Committee for further consideration by the next meeting in March.
- Regarding the provision of business grants during the Covid-19 outbreak to ask Officers to give an overview to Committee about the scheme, when grants were being paid out, to how many businesses, how many fraudulent or erroneous applications there had been etc. Members agreed it would also be useful for the Committee to understand the Council's policies and protocols in relation to business grants as it was a live issue.
- Members asked if a summary of public consultation comments on the Council's 2021-2022 Budget and the Local Plan could be brought to Committee to give them a more complete picture of the process and residents' thoughts on both matters once the consultations had closed. It was also suggested that a summary of comments on the Local Plan should be sent to all Councillors.

RESOLVED:

To amend the work programme for 2020-21 as detailed above.

The meeting closed at 6.57 pm.

Agenda Item 6



Report Reference Number: PR/20/13

To: Policy Review Committee
Date: 16 March 2021
Status: Non-Key
Ward(s) Affected: All
Author: June Rothwell, Head of Operational Services and Keith Cadman, Head of Commissioning, Contracts and Procurement
Lead Executive Member: Councillor Christopher Pearson, Lead Executive Member for Housing, Health and Culture
Lead Officer: Drew Fussey, Operational Service Manager

Title: Fly Tipping - Enforcement

Summary:

Fly Tipping is a national problem and a blight on our communities and whilst the Council has a responsibility to remove waste from public land it also has enforcement powers to take a proportionate response where evidence of the perpetrator is found.

SDC approved the introduction of a system of fixed penalty notices (FPN's) at a meeting of the Executive on 5th December 2019. The introduction of the system involved an extensive communications campaign during January to March 2020 with full implementation commencing in April 2020 although some FPN's were issued from January to end of March 2020. The level of fine was set at the maximum of £400 with a 25% reduction for early payment. Prior to the introduction, the Council was limited to issuing warning letters, littering FPN's with a maximum penalty of £50 or legal action via the court system.

The Department for Environment, Food and Rural Affairs (DEFRA) published their Fly Tipping Statistics for England, 2019/20 on 24th February 2021. This document provides a national context of fly tipping statistics and enforcement by Local Authorities and is appended to this report at Appendix A.

Recommendation:

The Policy Review Committee are asked to note the content of the report.

Reasons for recommendation:

1. Introduction and background

- 1.1 Fly tipping is a national problem that blights our countryside and communities which is showing an increase nationally and although Selby has recently been showing a small reduction in incidents this is not the case in the current year.

2. Report

- 2.1 For the years 2017/2018, 2018/2019, 2019/2020 the Council received 658, 614 and 571 reports of fly tipping incidents respectively. Each incident is investigated for evidence of the perpetrator resulting in 43, 42 and 68 incidents where evidence was obtained. However, the only enforcement options available to Selby at the time where to issue a formal warning letter, issue a littering fixed penalty of £50 maximum or formally prosecute. A formal prosecution requires strong evidence, legal resources and no guarantee of winning the case or the level of fine imposed.

Set out below is a summary of the outcomes of the incidents where evidence was gathered.

| | Formal warnings | Littering FPN's | Fly Tipping FPN's | Prosecutions | Passed to legal – NFA (not in the public interest to prosecute) |
|---------|-----------------|-----------------|-------------------|--------------|---|
| 2017/18 | 23 | 13 | | 5 | 2 |
| 2018/19 | 19 | 16 | | 7 | 0 |
| 2019/20 | 21 | 42 | 4 | 1 | 0 |

- 2.2 For the period of April to December 2020 the total number of flytips was 480, equating to an average of 60 per month, up by 12 per month on the previous year.

- 2.3 The associated enforcement action for the period of April 2020 to 16th February 2021 is summarised in the table below. All FPN's have been paid by the due date and have received all due early settlement discounts.

| | Dog Fouling FPN's (£50) | Littering FPN's (£50) | Fly Tipping FPN's (£300) | Householder Duty of Care FPN's (£300) | Prosecutions |
|-------------------|-------------------------|-----------------------|--------------------------|---------------------------------------|--------------|
| April 20 / Feb 21 | 2 | 20 | 9 | 10 | 0 |

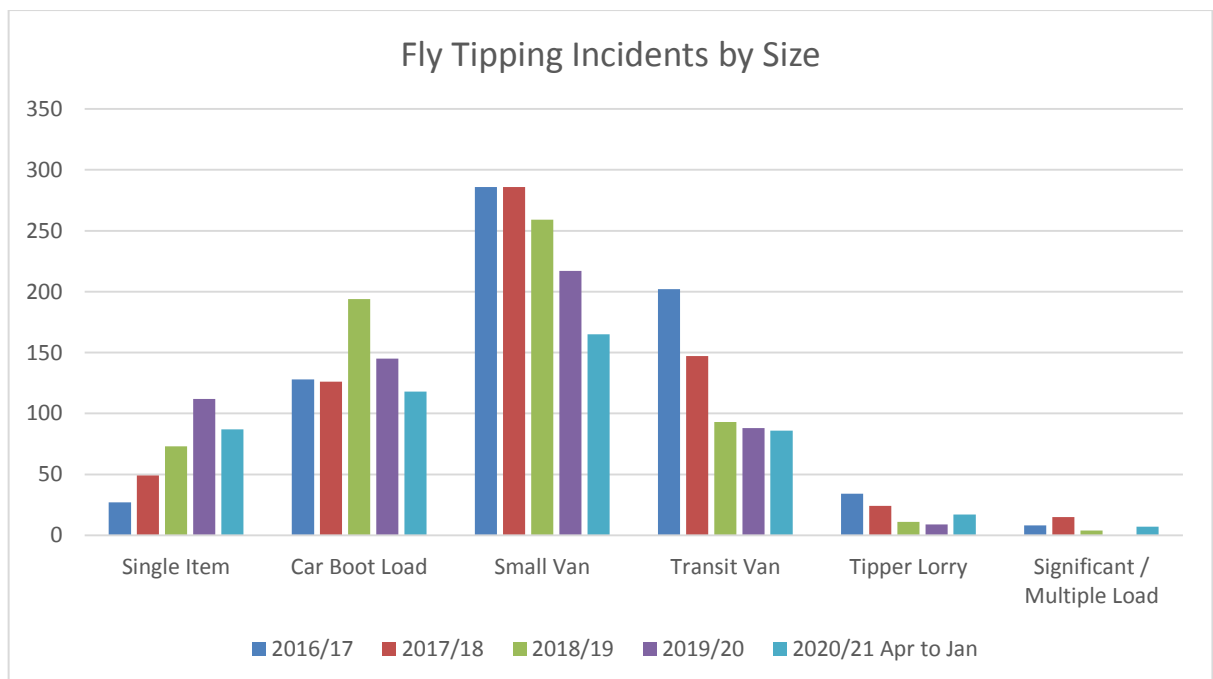
- 2.4** When the Council looks at fly tipping incidents an assessment is made of each individual case on its own merits and based on the evidence available. Following the principles of good enforcement, the Council will then make a decision on how to proceed, this is in line with the Corporate Enforcement Policy to ensure that any enforcement action is proportionate to the incident and the offence committed. Officers will always give regard to the policy when conducting any work or taking action; this ensures that any action taken is appropriate to the risk and to the seriousness of any breach of legislation. Officers will be independent, fair and objective when dealing with a case and if it is felt that the appropriate action is to prosecute then a referral will be made to Legal who will then decide whether to proceed with an application to court. The decision to prosecute a case will be taken by those with authority to do so.
- 2.5** Although currently the Enforcement team do not have any court cases for fly tipping or Householder Duty of Care awaiting prosecution through the court process, we are aware that both the Council and other agencies have been significantly impacted by the COVID-19 pandemic including HMRC courts and the court process, and this has caused a backlog of cases. For example a fly tipping case was submitted for prosecution late 2019 which did not reach the court until October 2020.
- 2.6** The Council purchased a re-deployable CCTV (RCCTV) camera in 2019 to proactively deter fly tipping at known hot spots. The equipment is deployed in appropriate locations where there is sufficient evidence of repeated fly tipping to deter fly tipping and other environmental crimes.
- The Council currently has four cameras of which a maximum of two can be deployed at any one time due to the additional equipment required (control units and battery packs). Cameras were deployed in seven different locations last year.
- 2.7** As stated earlier fly tipping is a national problem and perpetrators are not restricted by Local Authority boundaries. As such the Enforcement team take an active role in regional multi-agency initiatives and intelligence sharing. However, this year most of the multi-agency and regional work the team has previously done has been adversely impacted due to Covid 19 restrictions.
- 2.8** The team has however, maintained strong links with our surrounding local authorities and other agencies for information sharing that the team have previously worked with under "Operation Eyeball". The Yorkshire and Humberside Environmental Enforcement Group meetings are being held online each quarter and we attend those meetings.
- 2.9** Strong links have been maintained with North Yorkshire Police through the Safer Selby Hub who do provide reports they have received regarding fly tipping for the team to investigate.
- 2.10** Tyre fly tips - are being investigated, through joint working with neighbouring Local Authorities, the Police and Rural Watch. Police and Rural Watch patrols have been increased along with a joint communications and social media

campaigns to increase awareness that we are watching and encouraging people to report what they see.

2.11 The recently published DEFRA Fly Tipping Statistics for England, 2019/20 report is attached at Appendix A and states there were just under 1 million incidents of fly tipping in England in 19/20 which is a 2% increase on the previous year. Whereas for the same period in Selby District there was a 7% decrease from 614 incidents to 571 incidents. Whilst there has been a downward trend in reported incidents as shown in the table below there has been an increase in the current year.

| Year | Total No of Fly Tips | Year | Average Tips Per Month |
|--------------------|----------------------|--------------------|------------------------|
| 2016/17 | 685 | 2016/17 | 57.08 |
| 2017/18 | 647 | 2017/18 | 53.92 |
| 2018/19 | 634 | 2018/19 | 52.83 |
| 2019/20 | 571 | 2019/20 | 47.58 |
| 2020/21 Apr to Jan | 480 | 2020/21 Apr to Jan | 60.00 |

2.12 Whilst the number of fly tipping incidents in Selby does not follow the national trend the numbers of incidents by size of fly tip is reflective of the national picture of a small van load being the most prevalent as set out in the chart for Selby below.



2.13 The Defra report also references the issue of FPN's and in particular a decrease in the number issued in 19/20 of 2% over the previous year. Selby only introduced the issue of FPN's in the last quarter of 19/20 so has no comparative data.

3. Alternative Options Considered

None.

4. Implications

4.1 Legal Implications

None.

4.2 Financial Implications

None.

4.3 Policy and Risk Implications

None.

4.4 Corporate Plan Implications

None.

4.5 Resource Implications

None.

4.6 Other Implications

None.

4.7 Equalities Impact Assessment

None.

5. Conclusion

5.1 The Committee are asked to note the report.

6. Background Documents

7. Appendices

Appendix A: DEFRA Fly Tipping Statistics 19/20

Contact Officer:

Drew Fussey, Operational Service Manager

dfussey@selby.gov.uk



Department
for Environment
Food & Rural Affairs



24th February 2021

Fly-tipping statistics for England, 2019/20

This statistical notice provides statistics on fly-tipping incidents recorded by Local Authorities in England, for April 2019 to March 2020. It covers trends in the number of fly-tipping incidents, with a breakdown by land type, waste type and size. It also covers enforcement and prosecution actions undertaken for fly-tipping incidents. It excludes the majority of private-land incidents and large scale incidents dealt with by the Environment Agency.

The standard guidance to local authorities is to report on all incidents including both customer and staff reported incidents. We had been aware of a few local authorities who were not reporting all incidents or who had changed their basis of reporting.

For the 2019/20 reporting year we carried out an exercise with all local authorities to more fully and clearly understand the basis for reporting by each local authority. This confirmed that the majority (87%) of all local authorities are reporting all incidents.

In order to have comparable data for 2019/20 and 2018/19 we have removed the previous adjustments made to the 2018/19 national figures. These adjustments were made to those few local authorities that were known not to be reporting all incidents, but where the data was available to make the adjustments.

The data presented in this notice for 2018/19 will not match those published previously. Previously published figures for 2018/19 are available in the [dataset](#). For detailed information on these changes please see the [reporting basis](#) section.

Data on enforcement and prosecution actions are not affected.

Impact of Covid-19 on fly-tipping

Only the last week of the 2019/20 reporting period (23rd – 31st March 2020) coincided with the national lockdown commencing on 23rd March 2020. Therefore, we would not expect to see a noticeable impact of Covid-19 in the 2019/20 fly-tipping statistics.

Key points

- For the 2019/20 year, local authorities in England dealt with just under **1 million (976,000) fly-tipping incidents, an increase of 2%** from the 957,000 reported in 2018/19.
- **Just under two thirds (65%)** of fly-tips involved **household waste**. Total incidents involving household waste were **632,000** in 2019/20, an **increase of 7%** from 588,000 in 2018/19.
- The **most common place** for fly-tipping to occur was on **highways (pavements and roads)**, which accounted for **over two fifths (43%)** of total incidents in 2019/20. In

2019/20, the number of highway incidents was 419,000, which was an **increase of 6%** from 396,000 in 2018/19.

- The **most common size category** for fly-tipping incidents in 2019/20 was equivalent to a **'small van load'** (34% of total incidents), followed by the equivalent of a **'car boot or less'** (28%).
- In 2019/20, 33,000 or 3% of total incidents were of 'tipper lorry load' size or larger, which is a decrease of 8% from 36,000 in 2018/19. For these **large fly-tipping incidents**, the cost of clearance to local authorities in England in 2019/20 was **£10.9 million**, compared with £12.8 million in 2018/19.
- Local authorities carried out **474,000 enforcement actions** in 2019/20, a **decrease of 26,000 actions (5%)** from 501,000 in 2018/19.
- The number of **fixed penalty notices** issued was **75,400** in 2019/20, a **decrease of 2%** from 77,000 in 2018/19. This is the second most common action (after investigations), and accounted for **16%** of all actions in 2019/20.
- The number of court fines issued **increased** from 2,056 (**30%**) to **2,671** in 2019/20, with the value of total fines **increasing to £1,170,000 (an increase of 7%** on the **£1,090,000** total value of fines in 2018/19).

Contents

| | |
|---|----|
| Background on data reporting and data caveats | 4 |
| Revisions..... | 4 |
| Assessing the figures | 5 |
| 1. Total number of fly-tipping incidents in England | 6 |
| 2. Fly-tipping incidents in England by land type..... | 8 |
| 3. Fly-tipping incidents in England by waste type | 9 |
| 4. Fly-tipping incidents in England by size | 11 |
| 5. Fly-tipping enforcement and prosecution..... | 12 |
| What you need to know about this release | 15 |
| Contact details | 15 |
| Official Statistics..... | 15 |
| About these statistics | 15 |
| User Statement | 15 |
| Context..... | 15 |
| Methodology..... | 16 |
| Detailed breakdowns..... | 17 |
| Reporting basis | 17 |
| Non-response and estimation | 18 |
| Feedback | 19 |
| Revisions Policy | 19 |

Background on data reporting and data caveats

These data are based on incidents and actions reported through WasteDataFlow. The intention is to capture all incidents, whether reported by staff or customers, and actions dealt with by local authorities under Section 33 of the Environmental Protection Act, 1990.

Local authorities gather their data from a number of different sources, and data can often be collected and reported by separate teams. There is a level of discretion in applying the reporting guidance. This can lead to some differences in how local authorities record incidents. The nature of fly-tipping means that there can be relatively high variation between years and between local authorities. Changes in data collection and reporting over time mean that trends should be interpreted with caution.

We had been aware of a small number of local authorities who have switched to only reporting customer or staff reported fly-tipping incidents for the detailed breakdown by local authority. We had been able to capture/reflect/estimate all incidents in the total incidents figure for England to retain consistency of the national headline figure. In 2018/19, Defra were aware that four local authorities had provided figures based on customer reported fly-tips only.

To determine the extent of this and to improve the transparency in reported data, Defra undertook an exercise with all local authorities for their 2019/20 data to ask whether they were reporting the number of incidents for customer reported, staff reported or both customer/public and staff reported incidents.

This has shown that the majority of local authorities are reporting all fly-tipping incidents, whether reported by staff or customers. Around 13% of local authorities reported that they were either just providing figures based on customer reported fly-tips only, or just those incidents reported by staff. In previous years, estimates were made for 'all incidents' for a very small number of local authorities where the figures provided were known not to be based on 'all incidents'; these estimated figures were included in the national incident totals.

It has not been possible to ask local authorities to resubmit data based on all incidents retrospectively, but we will be expecting local authorities to make all reasonable efforts to report all incidents in future years.

Revisions

For the 2019/20 reporting we have been able to more clearly establish the basis of reporting for local authorities. In order to have a comparable reporting basis for 2019/20 and 2018/19 we have removed the previous adjustments made to the 2018/19 data. This means that for the revised 2018/19 and the 2019/20 national totals, these only include estimates for non-response and missing data. Data on enforcement and prosecution actions are not affected. The reporting basis for each local authority is available in the published [dataset](#)

Revisions have been made to 2018/19 incidents and actions data for the Isle of Wight, some actions data for Redbridge has also been included. Revisions were also made to incident and actions data for Redbridge for 2017/18. These revisions have been made due

to new or revised data being received after publication. For more detail please see the [revisions](#) section.

Assessing the figures

In assessing the figures, local authorities should not be ranked or classified as 'good' or 'poor' performers based purely on numbers of fly-tips. Direct comparison between local authorities is not appropriate and especially where the local authority may be reporting on staff and/or customer incidents. The situation is complex and can be influenced by population density, housing stock, demographics, commuter routes, the rigour with which local authorities identify incidents or encourage the public to report incidents, training of street crews, and increased use of more sophisticated methods for capturing and reporting incidents. Those reporting higher incident numbers are often those being more pro-active and rigorous in identifying incidents. Large authorities may have large enforcement teams using modern, sophisticated methods (e.g. covert surveillance, SmartWater etc.) to catch professional fly-tippers.

Trends over time for a particular local authority may be a fairer comparison and a time series of total incidents for each local authority is available for [download](#). The detailed dataset makes clear the reporting basis for each local authority.

Cost data is only published for clearance costs for 'tipper lorry load' and 'significant/multi load' incident categories and enforcement costs for 'prosecutions' and 'injunctions' action categories, which are reported directly by local authorities

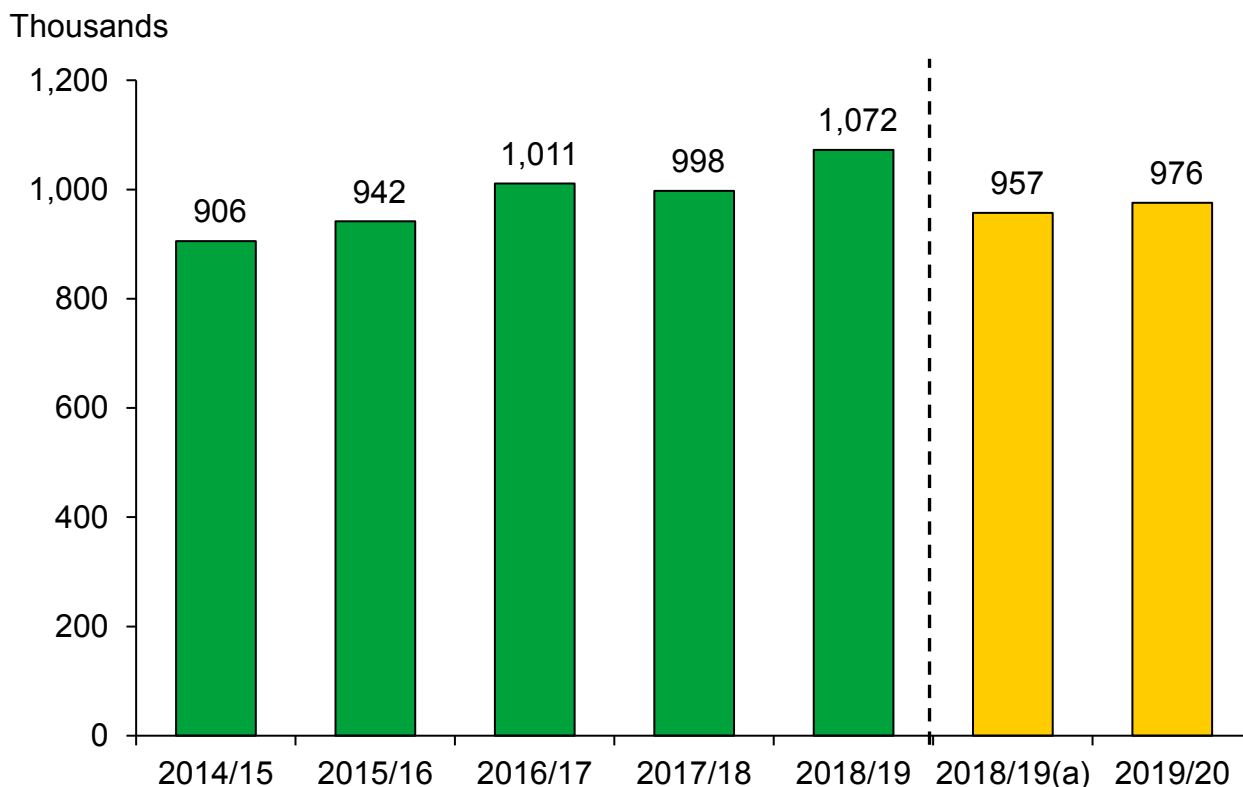
Please note that due to high numbers of incidents being reported as 'other unidentified' for land type and waste type in 2019/20, some caution is needed in the interpretation of year-on-year changes.

Percentage changes presented in this statistical notice are based on unrounded figures.

Further information about the data is available at the end of this release.

1. Total number of fly-tipping incidents in England

Figure 1.1 Total number of fly-tipping incidents in England, 2014/15 to 2019/20



Equivalent figures for 2007/08 to 2013/14 can be seen in the accompanying [dataset](#).

(a) Please note that the 2019/20 national totals for fly-tipping incidents are not comparable to earlier years due to methodological changes. These methodological changes have been applied to 2018/19. For detailed information on these changes please see the [reporting basis](#) section.

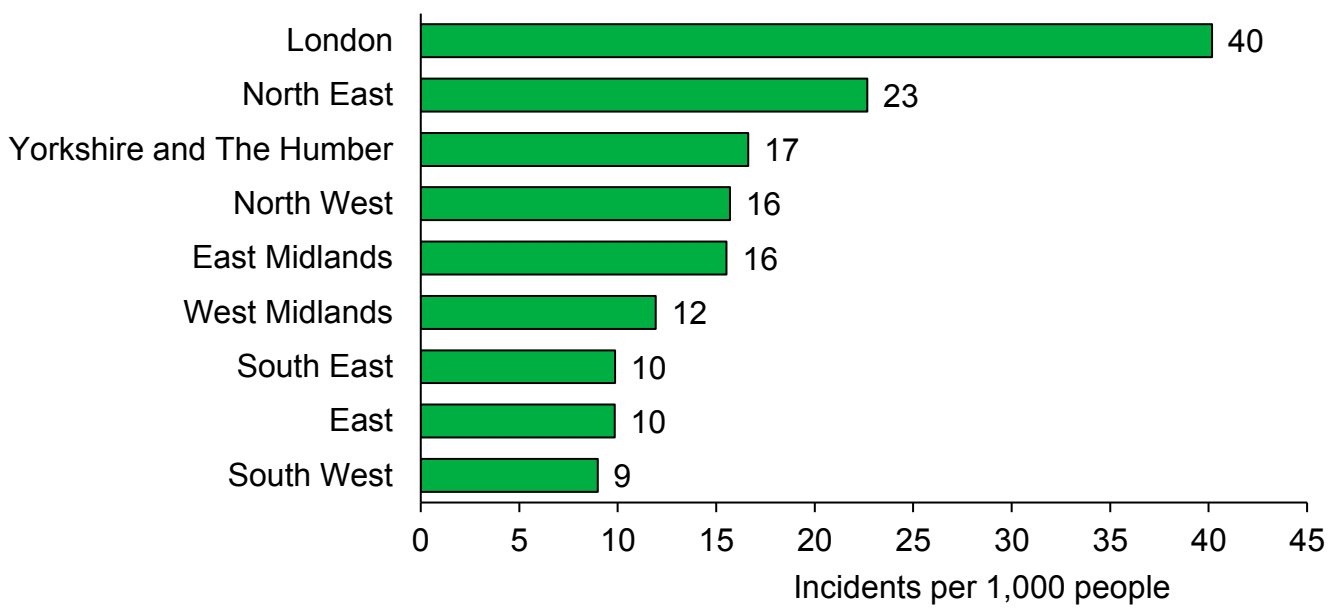
Please note that the 2019/20 national totals for fly-tipping incidents are not comparable to previously published data, due to methodological changes. These methodological changes have been applied to the 2018/19 data to enable comparisons to be made.

In 2019/20 there were 976,000 fly-tipping incidents reported, an increase of 2% from 957,000 in 2018/19.

Many local authorities have changed the way they capture and report fly-tips over the past few years, so the changes over time should be interpreted with some care. Defra is also aware that the definitions used to describe fly-tips in the guidance are interpreted broadly by local authorities.

Incidents involving the Environment Agency or cleared by private landowners are not included in this Notice. Details of the 230 incidents of large-scale, illegal dumping dealt with by the Environment Agency in 2019/20 are published separately. Please see the [dataset](#) published by the Environment Agency.

Figure 1.2 Fly-tipping incidents per 1,000 people in England by region, 2019/20

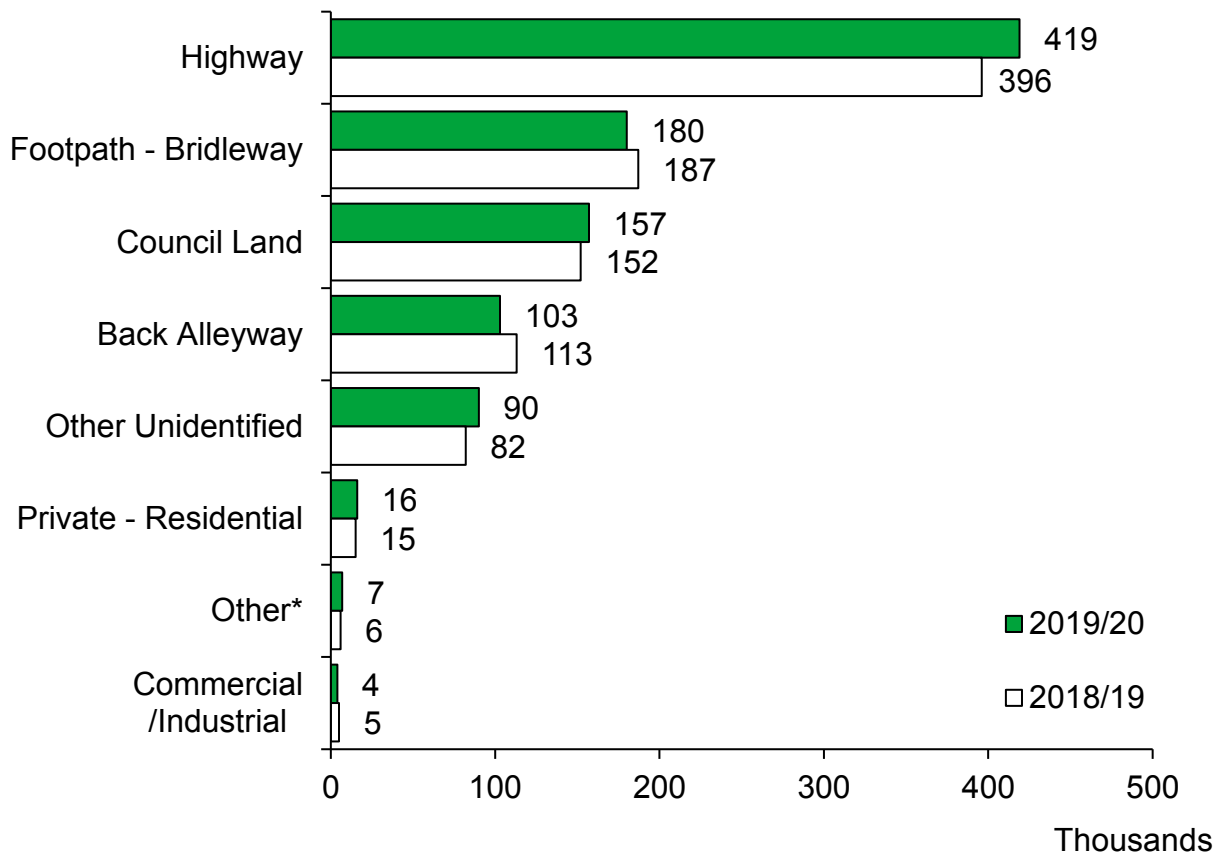


In 2019/20 there were on average 17 fly-tipping incidents per 1,000 people in England. London had the highest average number of incidents per 1,000 people at 40, while the South West had the lowest at 9 incidents per 1,000 people.

Incidents per 1,000 people for each local authority have been included in the published [dataset](#) for 2019/20

2. Fly-tipping incidents in England by land type

Figure 2.1 Fly-tipping incidents by land type in England, 2019/20, compared to 2018/19.



*Other includes agricultural, watercourse and railway.

Highways (pavements and roads) have consistently been the most common land type for fly-tipping incidents over time, accounting for over two fifths (43%) of all incidents in 2019/20. In 2019/20 there were 419,000 incidents, an increase of 6% from 2018/19 (396,000 incidents).

Fly-tipping on council land, and 'footpaths and bridleways', each made up around 17% of all incidents in 2019/20. Council land incidents increased by 3% to 157,000 incidents from 152,000, while footpath and bridleway' incidents decreased by 3% to 180,000 from 187,000 incidents.

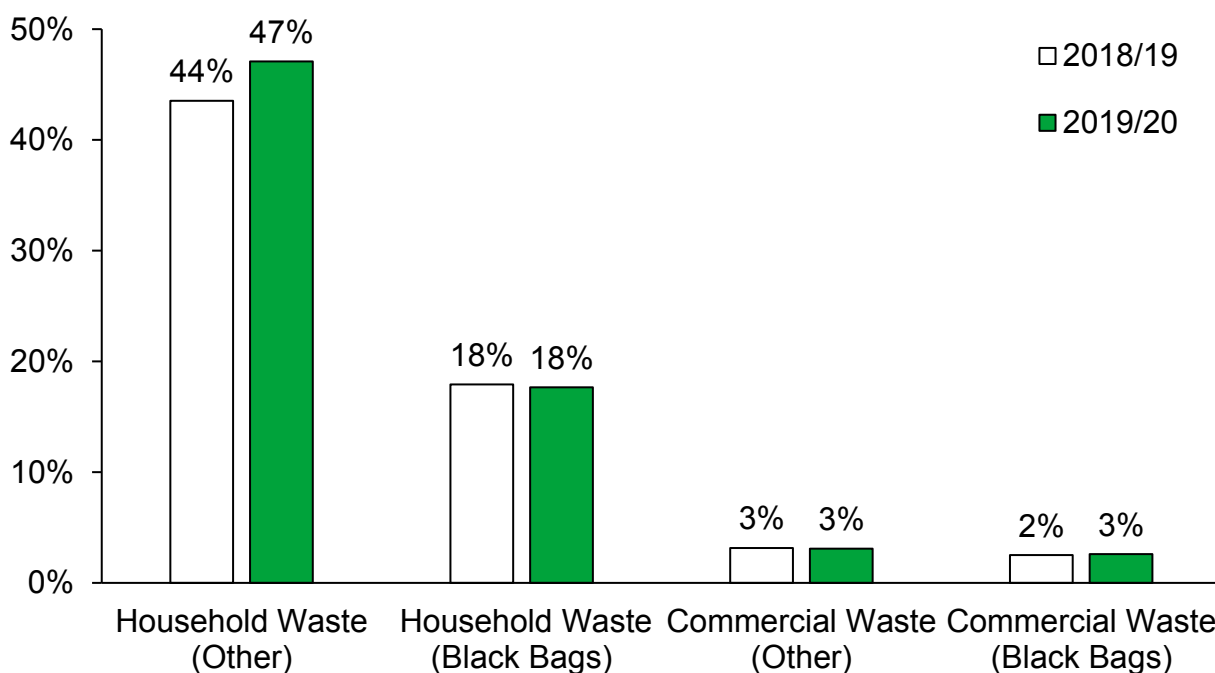
Fly-tipping incidents in back alleyways amounted to a further 11% of all incidents (103,000 incidents) in 2019/20, a decrease of 8% from 113,000 in the previous year.

3. Fly-tipping incidents in England by waste type

Please note that due to high numbers of incidents being reported as ‘other unidentified’ for waste type in 2019/20, some caution is needed in the interpretation of year-on-year changes. In 2019/20, 113,000 incidents were reported as ‘other unidentified’; this type of waste accounted for 12% of total incidents.

Most fly-tipping incidents are household waste (the sum of ‘black bags’ and ‘other’), which in 2019/20 accounted for nearly two-thirds (65%) of all incidents. The majority of this was ‘household waste (other)’.

Figure 3.1 Household and commercial waste in England, 2018/19 and 2019/20 (% of total incidents)



Household waste (other) could include material from house or shed clearances, old furniture, carpets and the waste from small scale DIY works.

Commercial waste (other) could include pallets, cardboard boxes, plastics, foam and any other waste not contained in bags or containers and not due to be collected.

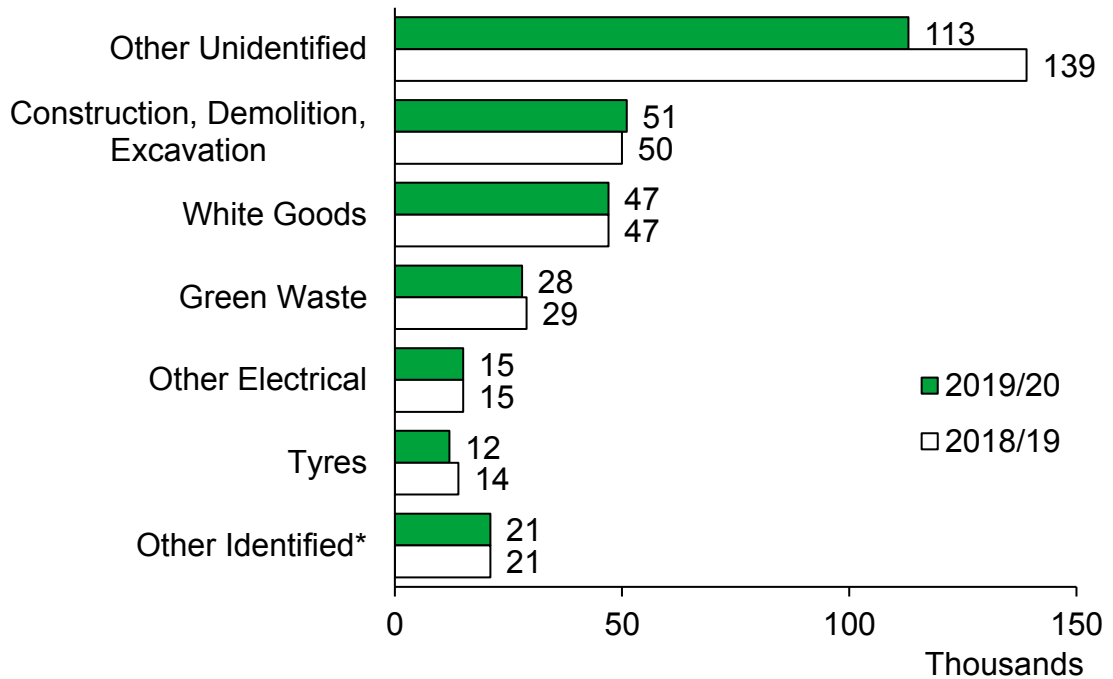
Total household waste increased by 7% from 588,000 incidents in 2018/19 to 632,000 incidents in 2019/20. The household waste sub-categories, ‘black bags’ and ‘other’ increased by 1,000 incidents (1%) and 43,000 incidents (10%), respectively.

There were 55,000 incidents involving commercial waste in 2019/20, accounting for 6% of total incidents. This was a slight (3%) increase from the 54,000 incidents reported in 2018/19. There were 25,000 incidents of commercial waste from black bags and 30,000 incidents of other commercial waste in 2019/20.

Types of fly-tipping, other than household and commercial waste – which are construction, demolition and excavation; other unidentified; white goods; green waste; other electrical; tyres; vehicles parts; animal carcasses; chemical drums, oil and fuel; clinical; and asbestos – amount to 30% of all fly-tipping incidents. Within this, vehicle parts, animal carcasses,

clinical waste, asbestos, and 'chemical drums, oil and fuel' incidents each account for less than 1% of total incidents.

Figure 3.2 Types of other fly-tipping in England, 2019/20, compared to 2018/19



***Other Identified** includes vehicle parts, animal carcasses, clinical waste, asbestos, and 'chemical drums, oil and fuel'.

For some waste types, such as green waste or electrical goods, it is not always possible to tell whether they originated from households or businesses.

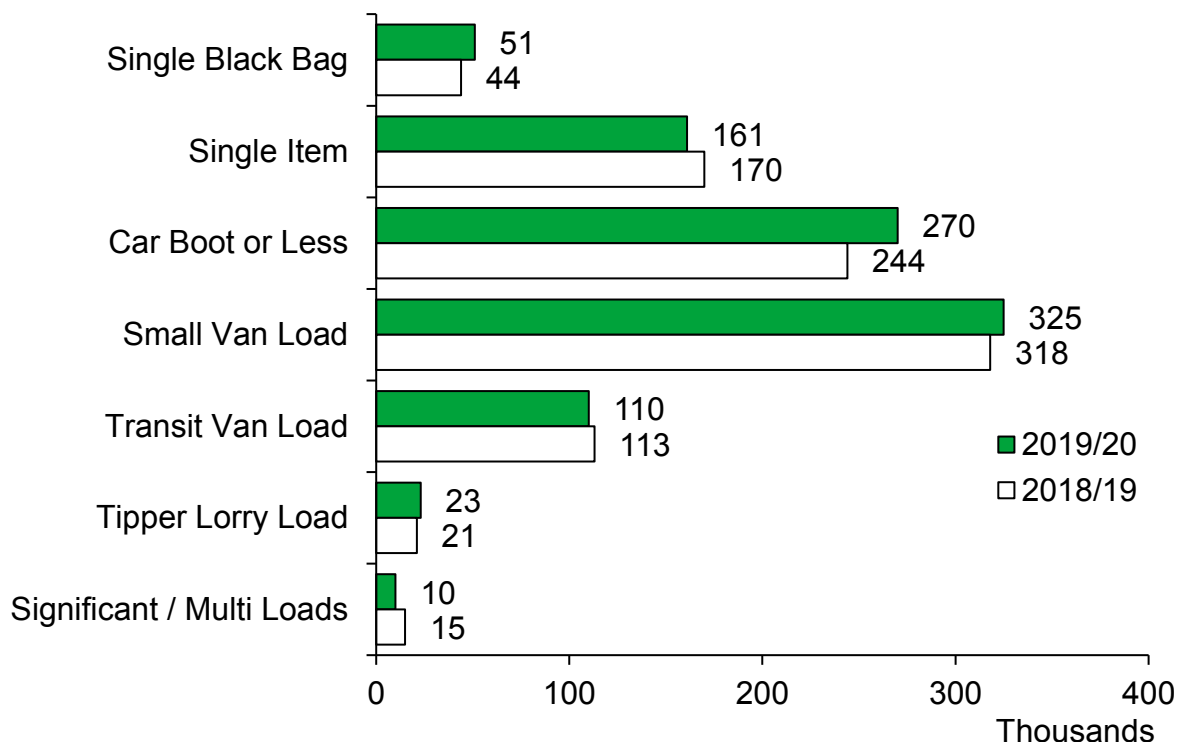
The number of white goods incidents in 2019/20 was 47,000, similar to 2018/19. White good incidents accounted for 5% of total incidents in 2019/20. Green waste accounted for 3% of total incidents in 2019/20. Tyre incidents accounted for around 1% of total incidents in 2019/20.

Incidents with construction/demolition/excavation material increased by 1%.

4. Fly-tipping incidents in England by size

Incidents recorded by size category relate to those investigated and cleared by the local authority. For a number of reasons, but primarily due to incidents on private land, which an authority may not clear, total incidents by size category will not match total incidents recorded by land type or waste type.

Figure 4.1 Fly-tipping incidents by size in England 2019/20, compared to 2018/19



As in 2018/19, 'small van load' was the largest size category in 2019/20, with around a third of incidents (34% or 325,000 incidents) reported being this size, this is a 2% increase on 318,000 incidents in 2018/19.

The second-largest size category is equivalent to a 'car boot or less'. Fly-tipping incidents of this size increased by 10% from 244,000 incidents in 2018/19 to 270,000 incidents in 2019/20, and made up 28% of all incidents.

'Single items', such as furniture, mattresses etc. accounted for 17% of total incidents and have decreased by 5%, from 170,000 incidents in 2018/19 to 161,000 in 2019/20.

In 2019/20 'Single black bag' size incidents accounted for 5% of total incidents and have increased by 17%, from 44,000 incidents in 2018/19 to 51,000 incidents in 2019/20.

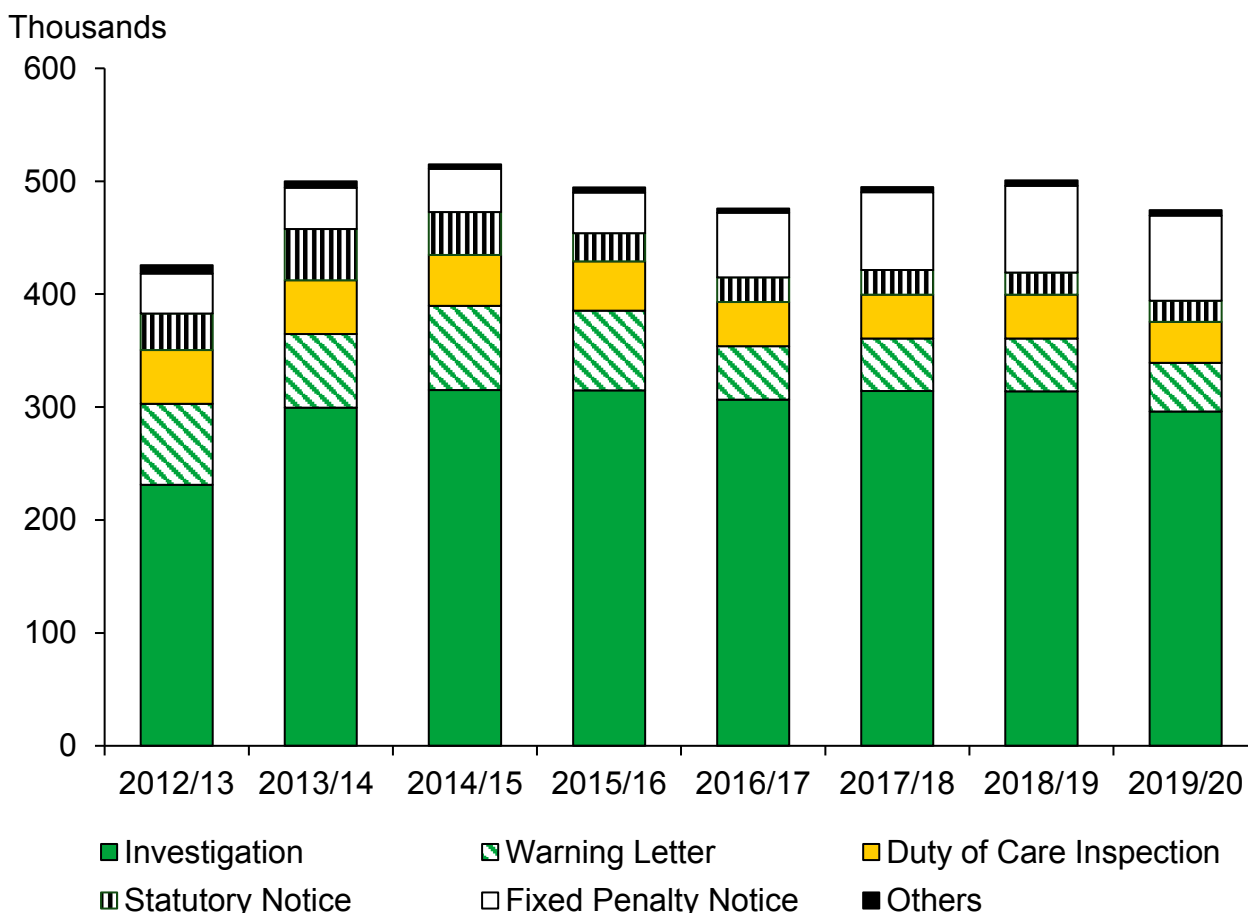
In 2019/20, 33,000 or 3% of total incidents were of 'tipper lorry load' size or larger, which is a decrease of 8% from 36,000 in 2018/19. For these large fly-tipping incidents, the cost of clearance to local authorities in England in 2019/20 was £10.9 million, compared with £12.8 million in 2018/19.

As noted above, we no longer produce estimates of clearance costs for other size categories.

5. Fly-tipping enforcement and prosecution

As previously mentioned, the 2019/20 national totals for fly-tipping incidents are not comparable to previously published data due to methodological changes. However, data on enforcement and prosecutions actions are not affected so the full time series is presented in this section.

Figure 5.1 Fly-tipping enforcement actions in England, 2012/13 to 2019/20



'Other' is the sum of stop and search, vehicles seized, formal caution, prosecution and injunction. Equivalent figures for 2007/08 to 2011/12 can be seen in the accompanying [dataset](#).

There were 474,000 enforcement actions carried out in England in 2019/20, a 5% decrease (of 26,000 actions) from 501,000 enforcement actions since 2018/19. It should be noted that multiple actions can sometimes be carried-out on one particular incident. Total enforcement costs have not been estimated for 2019/20 as accurate costs are not available for the majority of enforcement categories.

Investigations have consistently been the most common action taken against fly-tipping incidents over time, accounting for 62% of all actions in 2019/20, with 296,000 investigations in total. This is a decrease of 6% from 2018/19, where 314,000 investigations were carried out.

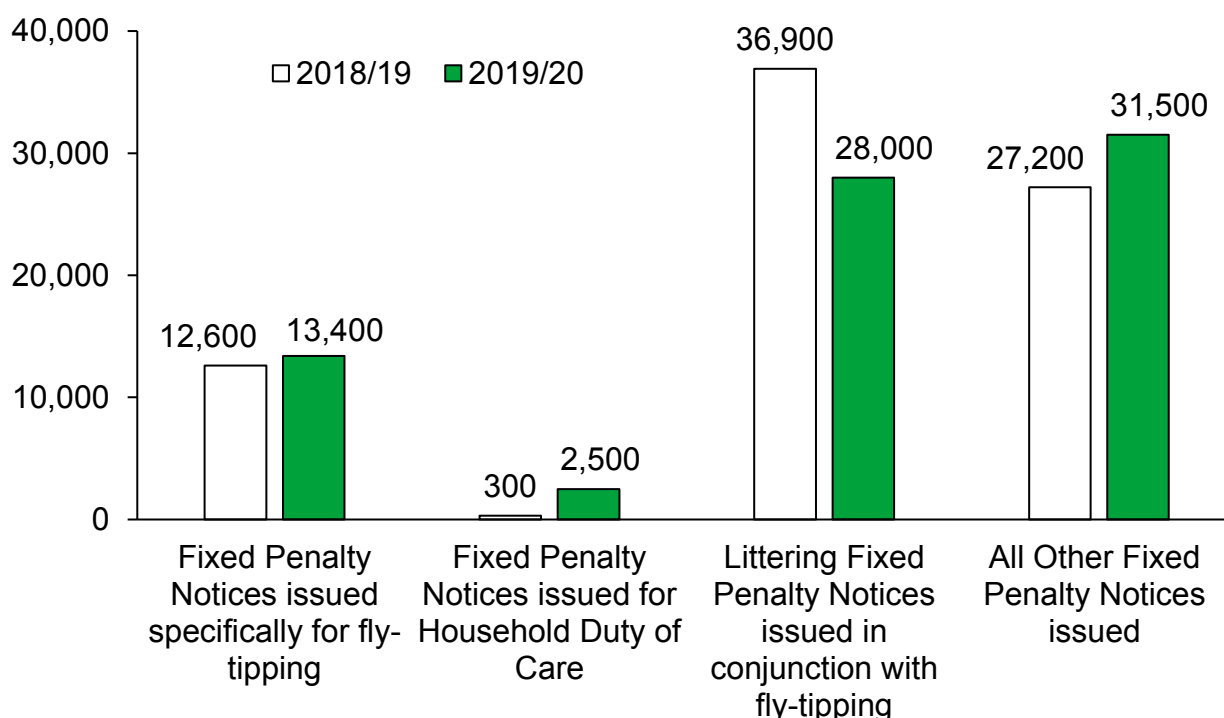
In May 2016 local authorities in England were given the power to issue fixed penalty notices for small scale fly-tipping. Prior to this date, local authorities issued fly-tippers with fixed penalty notices in relation to littering, duty of care or anti-social behaviour. This fixed

penalty notice gave local authorities a more specific fixed penalty notice type, an alternative to prosecutions and a more efficient and proportionate response to small scale fly-tipping. Local authorities are still also using the previous fixed penalty notices as well as the new ones in appropriate circumstances.

Further enforcement powers were given to local authorities and the Environment Agency in January 2019, who can now issue fixed penalty notices for breaches of householder duty of care, where householders pass their waste to an unlicensed waste carrier.

Local authorities issued 75,400 fixed penalty notices in total during 2019/20 and these were the second most common enforcement action, accounting for 16% of total actions. The total number of fixed penalty notices has decreased slightly by 2% from 77,000 in 2018/19.

Figure 5.2 Number of Fixed Penalty Notices by type in England, 2019/20, compared to 2018/19



Note: For 2018/19, FPNs related to householder duty of care relate only to January to March 2019 as these powers only came into force in January 2019.

For 2019/20, 13,400 (18%) of fixed penalty notices were issued specifically for small scale fly-tipping, 28,000 (37%) in relation to littering, 2,500 (3%) in relation to household duty of care and 31,500 (42%) in relation to other offences.

The number of prosecution actions has increased (by 23%), from 2,400 in 2018/19 to 2,900 in 2019/20.

There were 43,000 warning letters issued in 2019/20, a decrease of 8% from 47,000 in 2018/19. Warning letters accounted for 9% of total enforcement actions in 2019/20.

The number of duty of care inspections fell by 7% in 2019/20, from 39,000 inspections to 36,000 inspections. This accounted for 8% of total enforcement actions in both 2019/20 and 2018/19.

A total of 19,000 statutory notices were issued in 2019/20, accounting for 4% of total enforcement actions. This was a decrease of 5% from the 20,000 statutory notices issued in 2018/19.

Table 5.1 Fly-tipping prosecution outcomes in England, 2012/13 to 2019/20

| | Fine | Absolute/ Conditional Discharge | Other (successful outcomes)* | Community Service | Custodial Sentence | Cases Lost | Total Prosecutions | Successful Prosecutions |
|---------|-------|---------------------------------------|------------------------------------|----------------------|-----------------------|---------------|-----------------------|----------------------------|
| 2012/13 | 1,839 | 165 | 106 | 16 | 18 | 23 | 2,170 | 98.8% |
| 2013/14 | 1,685 | 183 | 56 | 19 | 10 | 36 | 2,002 | 97.6% |
| 2014/15 | 1,492 | 128 | 95 | 35 | 21 | 31 | 1,810 | 97.8% |
| 2015/16 | 1,838 | 136 | 67 | 32 | 18 | 44 | 2,203 | 94.9% |
| 2016/17 | 1,318 | 93 | 81 | 26 | 28 | 56 | 1,571 | 98.4% |
| 2017/18 | 1,938 | 66 | 112 | 45 | 25 | 58 | 2,243 | 97.5% |
| 2018/19 | 2,056 | 80 | 108 | 40 | 26 | 101 | 2,401 | 96.2% |
| 2019/20 | 2,671 | 58 | 95 | 44 | 41 | 50 | 2,944 | 98.8% |

Other successful: Any other positive results awarded by the court this period.

Successful prosecutions: Presented as a percentage of total prosecutions.

Equivalent figures for 2007/08 to 2011/12 can be seen in the accompanying [dataset](#).

Costs of prosecution actions increased, by 17% from £1,003,000 in 2018/19 to £1,171,000 in 2019/20.

The success rates for prosecution actions against fly-tipping are consistently very high over time. Over 98% of prosecutions resulted in conviction in 2019/20.

The majority of prosecution outcomes are fines, which were issued for 90% of the prosecutions taken against fly-tipping incidents in 2019/20. The number of fines issued increased by 30%, from 2,056 in 2018/19 to 2,671 in 2019/20, with the value of total fines increasing to £1,170,000 (an increase of 7% on the £1,090,000 total value of fines in 2018/19).

The number of community service outcomes increased 10% from 40 in 2018/19 to 44 in 2019/20.

What you need to know about this release

Contact details

Responsible statisticians: Katherine Merrett and Adele Storr

Email: WasteStatistics@Defra.gov.uk

Media enquiries: 0330 041 6560 (Defra Press Office)

Official Statistics

This is an Official Statistics publication. These statistics have been produced to the high professional standards set out in the Code of Practice for Official Statistics, which sets out eight principles including meeting user needs, impartiality and objectivity, integrity, sound methods and assured quality, frankness and accessibility. For more information, please see the [Official Statistics Code of Practice](#)

About these statistics

Fly-tipping is the illegal deposit of waste on land, contrary to Section 33(1)(a) of the Environmental Protection Act 1990. Local authorities and the Environment Agency both have a responsibility in respect of illegally deposited waste. This includes local authorities and the Environment Agency collecting and reporting data on fly-tipping in their area. This statistical notice covers data reported by local authorities in England.

User Statement

Data on fly-tipping is collected to inform policy making and to provide local authorities with a management tool that enables a problem solving approach to be taken. It records the number of fly-tipping incidents, the type of material tipped, location and size, together with enforcement action taken. The data are used by local and central government, researchers and the public.

Context

Fly-tipping is a crime, a significant blight on local environments; a source of pollution; a potential danger to public health; a hazard to wildlife, and a nuisance. It also undermines legitimate waste businesses where unscrupulous operators undercut those operating within the law.

Local authorities and the Environment Agency both have a responsibility in respect of illegally deposited waste with certain obligations set out in the Environmental Protection Act 1990. Local authorities have a duty to clear fly-tipped material from relevant land in their areas and consequently they deal with the vast majority of fly-tipping on public land, investigating these and carrying out a range of enforcement actions. The Environment Agency is responsible for dealing with large-scale, serious and organised illegal dumping incidents which pose an immediate threat to human health or the environment. Responsibility for dealing with fly-tipping on private land rests with private landowners and is not subject to mandatory data reporting.

Incidents involving the Environment Agency or cleared by private landowners are not included in this Notice. Details of the 230 incidents of large-scale, illegal dumping dealt

with by the Environment Agency in 2019/20 are published separately. Please see the [dataset](#) published by the Environment Agency.

Methodology

These statistics are based on the returns made to the Fly-tipping Module in the [WasteDataFlow](#) database by local authorities in England from April 2019 to March 2020. The Fly-tipping Module is the national system used since 2015 to record the incidents and cost of clearing and enforcing against illegally deposited waste by local authorities and the Environment Agency. [Detailed guidance](#) is available on the use of WasteDataFlow. Private landowners are not required to report fly-tips on their land, although some choose to do so voluntarily.

It should be noted that the private land data included in this notice do not reflect the full scale of fly-tipping on private land, as most cases go unreported.

The reporting system has been modified to allow more detailed information capture on the individual types of fixed penalty notices issued by local authorities. This has included fixed penalty specifically for small scale fly-tipping which were introduced in May 2016 and more recently fixed penalty notices for breaches of householder duty of care which came into force in January 2019.

Local authorities gather their data from a number of sources and departments. Incidents are reported by the public through call centres or online, operatives on the ground collecting and recording, Enforcement Officers, contractors and management companies. Many authorities await verification from investigations before recording public reports as fly-tips.

Data are requested in respect of incidents cleared or investigated by local authorities and, separately, the enforcement actions taken against fly-tippers. These can often be collected and reported by separate teams. Therefore, data can be entered onto the system by one or more persons within an authority. This may lead to some discrepancies and a level of uncertainty. Data verification and quality assurance is carried out by WasteDataFlow personnel and Defra. This is done by a quarterly check of specific aspects of the data to identify significant anomalies which would be queried with authorities.

Until 2017/18, estimate costs for the majority of clearance and enforcement categories were calculated based on typical unit costs for dealing with the different types of incidents/actions. Costs were provided by a small selection of local authorities between 2003 and 2006 when the Flycapture database was being set up. These were used to generate standard unit costs for the clearance and enforcement categories, which were then multiplied up by the numbers of incidents and enforcement actions respectively, in order to generate total cost estimates. The standard unit costs used are detailed in the accompanying notes to the published datasets.

In August 2015 Defra undertook an exercise to update the cost basis by surveying 100 local authorities that had previously indicated a willingness to participate. Unfortunately, both the quantity and quality of response data was insufficient to provide robust factors as replacements. During 2017, Defra carried out some preliminary investigations to source updated costs, but concluded that more targeted and detailed work is required to properly understand the complexities surrounding costs to local authorities. As the standard unit

costs are now more than 10 years out of date, the decision has been taken to cease using these from the 2017/18 publication onwards. For the time being only costs for clearance categories 'tipper lorry load' and 'significant/multi loads', and enforcement categories 'prosecutions' and 'injunctions' (which are reported directly by local authorities) will continue to be published. Defra is currently considering the feasibility of updating the standard unit costs via research or alternative methodology, subject to resource and other priorities.

Detailed breakdowns

A breakdown of data for each local authority is available on the [Defra website](#). In assessing the figures local authorities should not be ranked or classified as 'good' or 'poor' performers based purely on numbers of fly-tips. Direct comparison between local authorities is not appropriate, as there can be some differences in approach where there is a level of discretion in using the guidance on reporting. The situation is complex and can be influenced by population density, housing stock, demographics, commuter routes, the rigour with which local authorities identify incidents or encourage the public to report incidents, training of street crews, and increased use of more sophisticated methods for capturing and reporting incidents. Those reporting higher incident numbers are often those being more pro-active and rigorous in identifying incidents. Large authorities may have large enforcement teams using modern, sophisticated methods (e.g. covert surveillance, SmartWater etc.) to catch professional fly-tippers. Trends over time for a particular local authority may be a fairer comparison and a time series of total incidents for each local authority is available for download. There can be relatively high variation between years and between local authorities.

As part of enquiries made during the quality assurance process, several authorities reported that the increase in the number of incidents reported compared to previous years was a result of the introduction of new technologies; such as on-line reporting and electronic applications, as well as increased training for staff and a more pro-active approach to removing fly-tipping. These authorities have explained this as a factor in the increase in the number of incidents reported.

For 2019/20, incidents per 1,000 people for each local authority have been included in the published [dataset](#).

Reporting basis

Under Section 71(4) of the Environmental Protection Act 1990 local authorities are required to report information on fly-tipping incidents and actions taken through WasteDataFlow. Details of all fly-tipping incidents, reports, and actions should be reported via WasteDataFlow, including customer reported and those reported by, and pro-actively cleared by staff and contractors.

We had been aware of a few local authorities who were not reporting all incidents or who had changed their basis of reporting.

For the 2019/20 reporting year, Defra undertook a check with all local authorities around the basis of reporting in order to improve transparency in the reported data. An additional question was added to WasteDataFlow to capture the reporting basis for each local authority. The question included was as follows:

The data entries in the Fly-tipping module is a record of fly-tipping offences under s33 of the Environmental Protection Act 1990. We want you to record information for all relevant incidents and actions covering both public reported and those pro-actively cleared by your own and contractors crews. Please select the description that best describes the coverage of your reporting of Fly-tipping incidents and actions:

- 1. All incidents i.e. customer/public reported and those reported by, and pro-actively cleared by, your own and contractor crews.*
- 2. Customer/public reported only*
- 3. Staff/contractor and pro-actively cleared only.*

This confirmed that the majority (277; 87%) of all local authorities are reporting all incidents; 36 (11%) are providing figures based on customer reported fly-tips only, 3 (1%) are providing figures based just on those incidents reported by staff and 1 local authority changed their basis of reporting during 2019/20.

In previous years, estimates were made for 'all incidents' for a small number of local authorities where it was known that the local authorities reported figures were not based on 'all incidents'. These estimated figures were included in the national incident totals but not in the local authority level dataset.

For 2019/20, for those local authorities that are not reporting 'all incidents', no estimates have been made for 'all incidents'. This was due to the number of local authorities concerned and lack of data to make reliable estimates for 'all incidents'. This means that the national totals for 2019/20 are not comparable to national totals from earlier years. In order to have comparable data for 2019/20 and 2018/19 we have removed the previous adjustments made to the 2018/19 national figures. These adjustments were made to those few local authorities that were known not to be reporting all incidents, but where the data was available to make the adjustments.

For the revised 2018/19 and the 2019/20 national totals, these only include estimates for non-response and missing data.

The questions on reporting basis have been retained in WasteDataFlow to enable Defra to continue to monitor the basis of reporting. We will be encouraging local authorities to make all reasonable efforts to report all incidents in future years.

Data on enforcement and prosecution actions is not affected by the methodological change and the time series is presented in this notice.

Non-response and estimation

In 2019/20, all 317 local authorities provided data on fly-tipping incidents and actions. In previous years this was not the case and estimates were made for missing returns.

For 2019/20, twelve of the 317 local authorities did not submit data on clearance costs for 'tipper lorry load' and/or 'significant/multi load' incidents for some or all quarters. These were estimated by Defra based on previous quarters' data where the figures were consistent, or using average 2019/20 unit costs from the known returns or otherwise using an average of previous years' data for these LAs. These twelve local authorities were Arun, Aylesbury Vale, Brentwood, Bristol, Hammersmith and Fulham, Herefordshire,

Nottingham, Somerset West and Taunton, South Cambridgeshire, South Kesteven, South Northamptonshire and Uttlesford.

Three out of the 317 local authorities did not submit data on enforcement costs for 'prosecutions'. These were estimated based on using average 2019/20 unit costs from the known returns or otherwise looking at average costs for the LA from previous years. These three local authorities were Bolton, Sedgemoor and Tunbridge Wells.

Estimates for clearance, enforcement costs and non-response are included in the national totals but are not shown in the local-authority dataset.

Due to higher levels of estimation made from the 2015/16 data, some caution is needed in the interpretation of year-on-year changes.

Feedback

We welcome feedback on the data from all users including how and why the data is used. This helps us to understand the value of the statistics to external users. Please see our contact details section of this notice.

Revisions Policy

Defra will provide information about any revisions made to published information in this statistics release and the associated datasets. Revisions could occur for various reasons, including when data from third parties is unavailable or revised data has been input to the Fly-tipping Module of WasteDataFlow.

Prior to the release of this publication, Defra noticed that previously missing quarters of data had been entered into WasteDataFlow for two local authorities. Isle of Wight had submitted missing data for 2018/19 and Redbridge submitted missing data for 2017/18. Redbridge additionally provided data for 2018/19 for two quarters, the actions data has been updated to reflect this but as only two quarters of data is available for 2018/19 the original estimates for incidents have been maintained in this release.

© Crown copyright 2021. You may re-use this information free of charge under the terms of the Open Government Licence v.3. To view this licence visit www.nationalarchives.gov.uk/doc/open-government-licence/version/3/

This page is intentionally left blank



Policy Review Committee Work Programme 2020-21

The following **provisional** dates are also in the Democratic Services calendar if required: **8 December 2020 and 16 March 2021**

| Date of Meeting | Topic | Action Required |
|--------------------------------------|--|---|
| 4 August 2020 - CANCELLED | Work Programme 2020-21 | To review and amend the committee's work programme for 2020-21 as required. |
| | Low Carbon Working Group Update (Standing Item) | To receive a verbal update on the work of the Low Carbon Working Group. |
| | Statement of Licensing Policy 2020 | To consider the Licensing Policy ahead of full Council in September 2020. |
| | Animal Licensing Policy | To consider the Animal Licensing Policy. |
| 8 September 2020 | Work Programme 2020-21 | To review and amend the committee's work programme for 2020-21 as required. |
| | Low Carbon Working Group Update (Standing Item) | To consider the draft Low Carbon Action Plan. <i>The draft Low Carbon Action Plan was not ready for consideration by the Committee and as such was moved to the October meeting at the request of the Director of Economic Regeneration and Place.</i> |

| | | |
|---|--|---|
| | Medium Term Financial Strategy and Revised Budget | To comment on the Medium-Term Financial Strategy and revised Budget. |
| | Annual Report of the Policy Review Committee 2019-20 | To review and approve the Annual Report 2019-20 of the Policy Review Committee. |
| 20 October 2020 | Work Programme 2020-21 | To review and amend the committee's work programme for 2020-21 as required. |
| | The Allocation of Housing – Update Presentation | To receive an update presentation on the allocation of housing, linking to the look at affordable housing in Selby District, as the final part of the 'deep dive' into housing matters by the Committee which began in 2019-20. |
| | Low Carbon Working Group Update (Standing Item) | To consider the draft Low Carbon Action Plan. |
| 8 December 2020 CANCELLED | Work Programme 2020-21 | To review and amend the committee's work programme for 2020-21 as required. |
| | Low Carbon Working Group Update (Standing Item) | To receive an update on the work of the Low Carbon Working Group. |
| 12 January 2021 | Work Programme 2020-21 | To review and amend the committee's work programme for 2020-21 as required. |
| | Universal Credit Update | To receive an update on the implementation and running of Universal Credit. (<i>Moved from 8 December 2020 meeting.</i>) |
| | Preferred Options Report from Local Plan Programme Board | To consider and comment on the Preferred Options Report from the Local Plan Programme Board. Officers will present this information at the meeting using PowerPoint for better visualisation of plans and |

| | | |
|----------------------|--|--|
| | | maps for Members. |
| | Affordable Housing Strategy | To consider and comment on the draft Affordable Housing Strategy. |
| | Empty Homes | To receive an update on empty homes, as requested by the Committee in October 2020. |
| | Low Carbon Working Group Update (Standing Item) | To receive an update on the work of the Low Carbon Working Group. |
| | Financial Budget 2021-22 | To review and comment on the Council's proposed 2021-22 Financial Budget. |
| 16 March 2021 | Low Carbon Working Group Update (Standing Item) | To receive an update on the work of the Low Carbon Working Group. |
| | Fly Tipping | To ask Officers to provide an update on fly tipping in the District, including the policy, how many fines have been given out, collection rate, percentage write offs, enforcement and prosecutions. |
| | Payment of COVID-19 Business Grants - Presentation | To ask Officers to present to Members an overview of the Covid-19 business grants scheme from Central Government, i.e., the current position, how the grants have been administered by the Council, the future of the scheme, how many fraudulent applications there have been and how the Council is ensuring it is doing all it can to provide support for local businesses. |
| 6 April 2021 | Work Programme Planning for 2021-22 | To review and finalise the Committee's Work Programme for the 2021-22. |

| | | |
|--|--|--|
| | Payment of COVID-19 Business Grants - Report | To receive a report from Officers on any issues raised as a result of the presentation on the payment of COVID-19 business grants at the meeting of the Committee on 16 March 2021. |
| | Annual Report of the Policy Review Committee 2020-21 | To review and approve the Annual Report 2020-21 of the Policy Review Committee. |
| | Low Carbon Working Group Update (Standing Item) | To receive an update on the work of the Low Carbon Working Group. |
| | Car Parking Policy/Strategy | A report was taken to the Executive in September 2020 setting out proposed changes to the parking charges and provision of cashless payments. This was called in by the Scrutiny Committee and considered on 17 September 2020. Officers advised that following call-in and once proposals had been agreed it would take some time to implement the changes. If the Committee want to consider whether the changes have delivered the improvements as expected, Officers have suggested undertaking this work in April 2021. |

Other potential items for 2020-21 and 2021-22

It is for the Committee decide when they feel it would be appropriate to consider these matters, i.e. at which meetings.

- **PLAN Selby** – will be re-added to work plan when new timetable for consideration is known.
- **Street Cleansing**
- **AirBnB Homes and their Impact** – The Committee agreed that this was not currently an issue for the Selby District but could be in the future – keep under review.
- **Universal Credit** – Update (just figures) around July/August 2021
- **Summary of Local Plan Preferred Options Consultation Responses** – July 2021 - To ask Officers to provide a summary of the Local Plan Preferred Options consultation responses to the Committee.

- **Development Strategy for Affordable Housing** – Bring back to the Committee when further work has been undertaken on the policy.

Deep Dives/Working Groups – potential items

- **Housing Matters - Affordable Housing** – Ongoing – Officers reminded. Considered in October 2020.
- **The Low Carbon Agenda** – Working Group established – work ongoing.

Further suggestions to be advised by Members.

This page is intentionally left blank